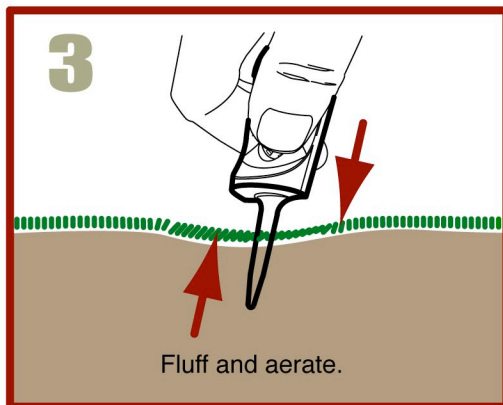
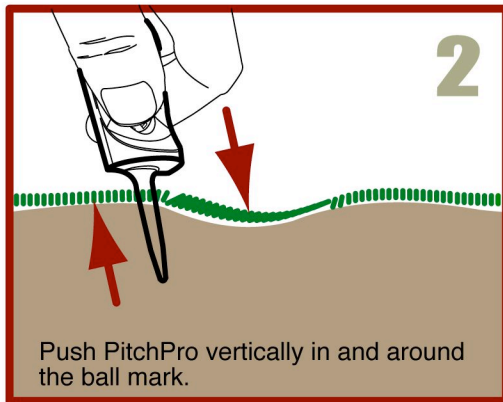
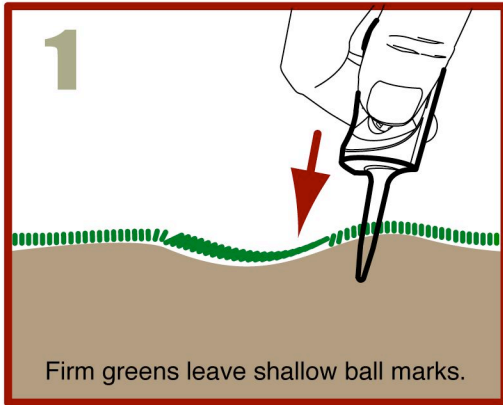


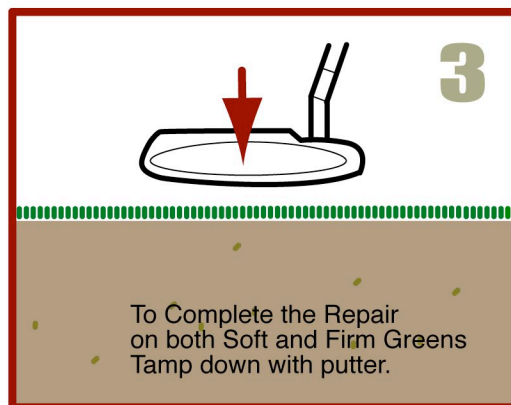
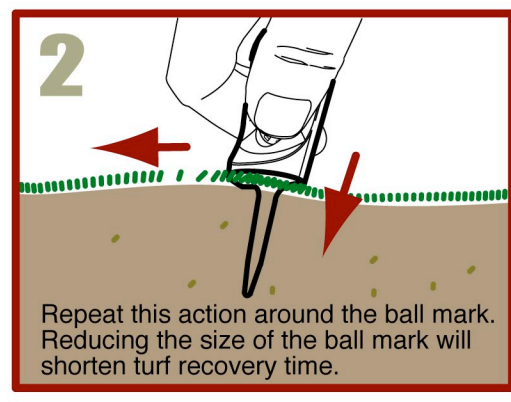
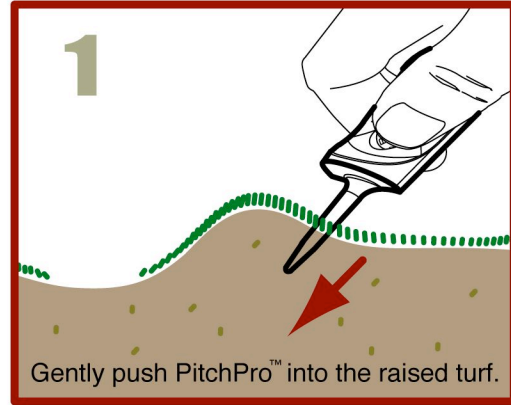
The Key To Better Greens

The Correct Way to Repair Ball Marks

Firm Greens



Soft Greens



IMPORTANT: Never lift or twist, this action leads to root damage and unsightly brown spots.

USGA Rule 16-1C - Repair of Hole Plugs, Ball Marks and Other Damage

The player may repair an old hole plug or damage to the putting green caused by the impact of a ball, whether or not the player's ball lies on the putting green. If a ball or ball-marker is accidentally moved in the process of the repair, the ball or ball-marker must be replaced. There is no penalty provided the movement of the ball is directly attributable to the specific act of repairing an old hole plug or damage to the putting green caused by the impact of a ball.

FOR MORE INFORMATION CALL
TOLL-FREE
(877) 229-5044
OFFICE (614) 289-2922



PITCHPROGOLF.COM
8761 Roberts Rd. Galloway, OH 43119